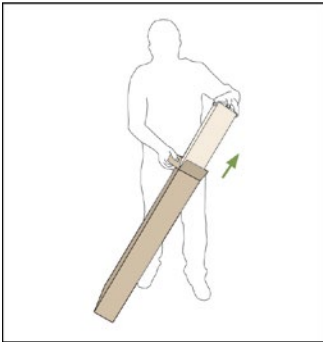


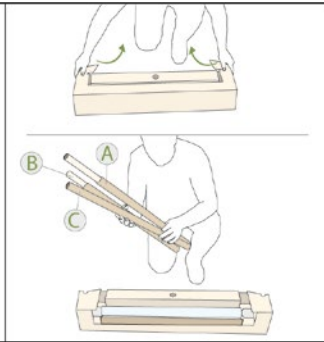


RollUp BIOGREEN

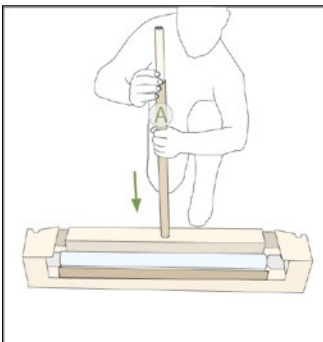
Aufbauanleitung · assembly instruction



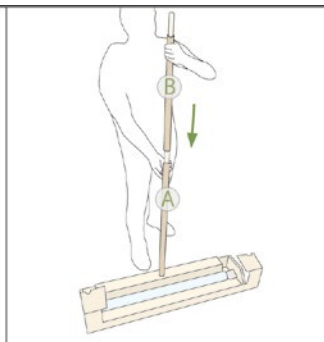
01 Greenboarder Kit öffnen
open the Greenboarder kit



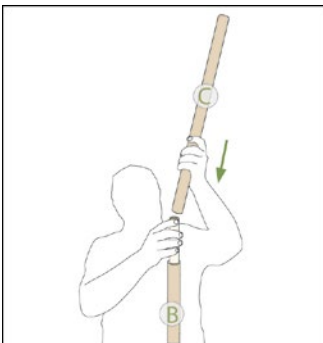
02 Greenboarder Kit öffnen, Röhren herausnehmen
open the Greenboarder kit, extract the tubes



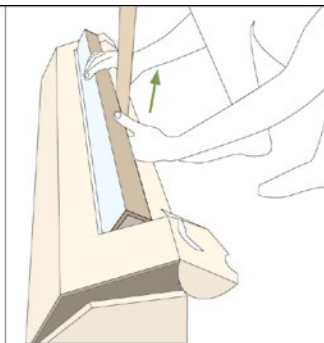
03 Haltestab zusammenstecken beginnend mit Röhre A
assemble the extender starting with tube A



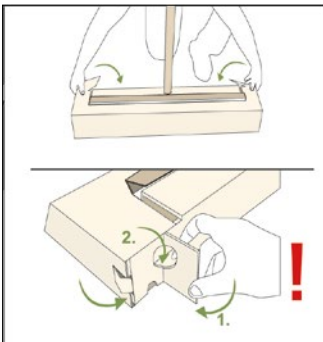
04 zweite Röhre B aufstecken
continue using the second tube B



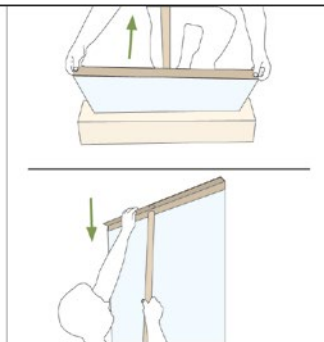
05 finale Röhre C aufstecken
finish the structure using tube C




06 oberes Bannerende aus Basis ziehen
remove the end part of the banner out of the base



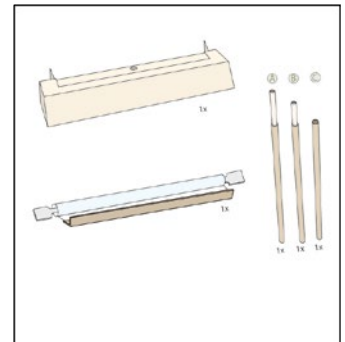
07 Basis schließen, Standfüßchen öffnen und fixieren
close the base, open and fix the feet



08 Banner nach oben rollen und an Röhre befestigen
roll out the banner and fix it to the pole



09 fertig in 60 Sekunden!
done in 60 seconds!



Gewicht/weight: 2,5kg
Maße/dimensions: 2100x970x300 mm

